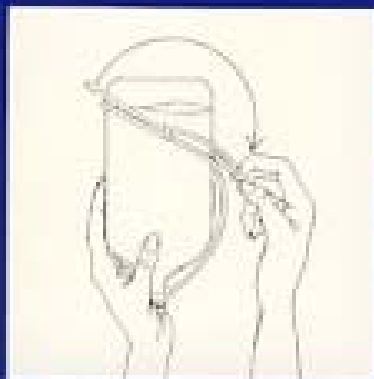
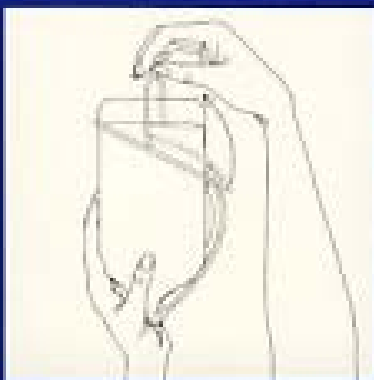


# 2-step Flaskhanger Procedure



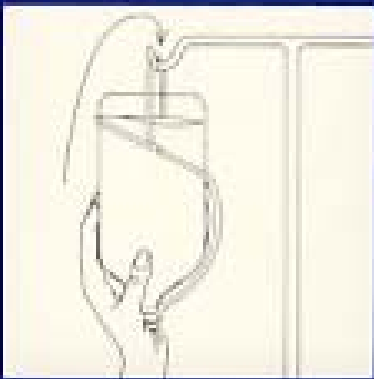
## Step 1.

Grasp the flaskhanger bail and pull it over the end of the bottle until the bail touches the side of the bottle.



## Step 2.

Return the flaskhanger bail to the full upright position.



These two simple steps will set the plastic bail in the upright position to facilitate proper positioning of the centering loop. This permits fast, easy one-handed set-up.